



TEENEX INTERNATIONAL

- *International Marketing Services Company*

“One stop solution for all
your safety products”

CONTACT DETAILS

☎ +91 9534184219 | 9973526885

✉ teenex.intl@gmail.com
info@teenexinternational.com

🌐 www.teenexinternational.com

INDUSTRIAL SAFETY LOGO PROJECTOR LIGHT

Industrial Logo Projectors are the ideal way to display safety signs to prevent accidents and potential for a hazard. It works well in all lighting conditions and is easy to mount and adjust on cranes used in industrial plants.



SAFETY LOGO PROJECTOR MOUNTED ON CRANE IN STEEL PLANT

Key Features:

- ❖ Lightweight with reliable safety features.
- ❖ High contrast image projection suitable for dusty environment.
- ❖ Interchangeable Logo lenses
- ❖ IP Rating: IP65
- ❖ Minimal maintenance-Low total cost of ownership
- ❖ Easy to install and use

RETRACTABLE STAINLESS STEEL GATE & DROP GATE

Motor-driven, Retractable gate are used as a movable remote controlled fencing options. It can cover up a large area in a very short time. The broad build makes it difficult to cross or tamper with. The Stainless steel bodies provide strength and integrity for outdoor operations.



RETRACTABLE STAINLESS STEEL GATE



REMOTE CONTROLLED DROP GATE

Key Features:

- ❖ Safety Anti-collision system
- ❖ Long-Lasting Stainless Steel construction
- ❖ Rugged Structural integrity in inclement weather
- ❖ Complete Multi-Gate remote control access
- ❖ Easy to install and operate

RECHARGEABLE LED FLASH LIGHT



Long Range LED Rechargeable Flash light is suitable for industrial usage.

Key Features:

- ❖ Fast Charging System
- ❖ Overheat Protection System
- ❖ IP Rating: IP66
- ❖ Usage: Industry
- ❖ Lighting Period: 8 Hours

ACOUSTICAL SOLUTIONS

We offer prefabricated sound proofing solution for DG set, Pumps, Motors and Poly-fibre Acoustic Panels for Control Rooms & Offices.



ACOUSTIC CANOPY FOR DIESEL GENERATOR SET IN STEEL PLANT



ACOUSTIC PANELS FOR CONTROL ROOMS & OFFICES

Key Features:

- ❖ Scientifically designed and engineered
- ❖ Super sound proofing
- ❖ Easy to install
- ❖ Modular in construction
- ❖ High Quality Fabrication

EMERGENCY LIGHT



- 30W 24LED super bright LED work lights, bright enough.
- With 2 Blue and 2 Red Flashing LEDES, the best gear in a roadside emergency.
- Built-in high-quality lithium battery and with 2USB port to charge the mobile devices.
- Portable and Lightweight work light, easy to carry or put onto the ground with the stand or hanging for camping, fishing, even if the back-up when it's power cut.
- 360° Rotating and waterproof durable outdoor spotlights to meet more requirements



360° ROTATING AND WATERPROOF DURABLE OUTDOOR SPOTLIGHTS TO MEET MORE REQUIREMENTS.

Technical Details

Color	Black, Yellow
Package Dimensions	20.5 x 14 x 12.5 cm; 920 Grams
Body Material	Aluminum
Installation Type	Hanging
Primary material	Plastic, Aluminum
What is in the box?	1x Floodlight, 1x usb cable, 3x Battery
Item Weight	920 g



LASER LINE LIGHT



Powerful Laser line light for markings shop floor or pathways with multifunctional industrial applications. It is easy to install and adjust, with the capability to adjust the length of the projection line. It is ideal for industrial applications that require a sufficiently powerful laser to project bright lines over long distances. The laser light comes with an option of three colours i.e., Green colour 520nm, Red colour 638nm, Blue colour 445nm.

Technical specification:

SI.NO

- DESCRIPTION OF GOODS: "LASER LINE LIGHT"
- Input voltage: 220V-240V
- Total power: 30W
- Control mode: automatic
- Laser output power (mW): 2000
- Operating temperature: -40 to 50
- Laser output wavelength (nm): Green/Red light 520
- Lens angle: 60 degrees
- weight: 1.5kg
- Color : RED/GREEN
- Part Number – TI-SFG-LW005





SILENT PORTABLE PHONE BOOTH/CABIN

Silent portable phone booth facilitates the ease of communication through phone for the individuals working in any noisy environment where conversation in open is not possible. The main sound absorbing material used in this phone booth is Rockwool. It is well equipped with electrical fittings, window with safety glass and soundproof door.

TECHNICAL SPECIFICATIONS:

- Dimension Of Acoustic Chamber L- 4 feet 4inch, W-4 feet 4inch, H-8 feet.(Customizable as per specific requirement)
- Material: Rockwool, Density= 96Kg/m³
- LED lights and fan with electrical Switch
- Insulated glass window for vision
- Hydraulic door closure with safety lock



ADVANTAGES:

- Portable device, that it can be easily moved from one location to another.
- Comes ready to install.
- Facilitates noise free conversation.
- Can be used as a Protective Shelter.

Make: - **TEENEX INTERNATIONAL**

Part No. :- **TISC23**

VOICE HOOTER WITH SPEAKER

Industrial voice hooters offer enhanced safety through audible alerts, improved communication over ambient noise, and customizable voice alerts for specific situations, all while providing durability for harsh environments and a high level of reliability.

TECHNICAL SPECIFICATIONS:

- Op. Volt : 12 V DC/220, V AC/24 V DC etc.
- Case : GI Sheet Body powder coated.
- Voice : Hindi, English ,odiya ,Bagnoli etc.
- Speaker : 10 watt or 15 watt (inbuilt)
- Sound Range : 200 Mtr (Approx.)
- Volume : Control system.
- Alarm Light : 12 vdc (Optional).



ADVANTAGES:

- Enhanced Safety, Clear Communication.
- Comes ready to install.
- Customizable Alerts. Durability and Reliability.
- Wide Applicability High Visibility.

Make: - **TEENEX INTERNATIONAL**
Part No. :- **TIH220V15W**

CONTACT DETAILS:-

TEENEX INTERNATIONAL
Mail id - teenex.intl@gmail.com

Ph : +91 9534184219,+91 9973526885

Industrial Safety Lights/Projectors

Safety of the man and equipment is of vital importance and can never be compromised. Any system which helps in improving the safety in a plant is always adopted in any industry more so in steel plants.

Steel plants are one of the most hazardous industrial enterprises with heat/dust and moving equipment like cranes carrying liquid steel at a temperature of 1600 degree centigrade. The weight can be as high as 300/400 tons.

These cranes are equipped with various safety features like audio alarms and hooters which warn the people to be away from these moving cranes with their loads.

Recently one more innovation has been introduced SAFETY LOGO PROJECTORS or VIRTUAL SIGN PROJECTORS.


These are high wattage industrial projector which can project a safety sign on the floor. These are mounted on the crane. The installation height could be as high as 30 meters up to 50 meters.

The sign so projected can also rotate. This warns people of the moving objects.

The wattage of the projector light is selected depending on the installation height.

The design of the logo and the colour combination can be selected to suit a given site conditions.

The Virtual Sign Projectors are the ideal way to display bright floor and wall safety signs in locations where there is high traffic, potential for a hazard, or uneven floors. The Virtual Projector works well in almost all lighting conditions and is easy to mount and adjust. A large variety of safety signage, from STOP signs to hazard zone are available and any custom image can be project- ed from these projectors. Image projection lens are easily interchangeable on-site.



More images / power can be customized



SI.NO	200watt	300watt	500watt
1	<p>Voltage:85-265V,50-60Hz Power:200W Luminous Efficacy: 80-90LM/W Light Source: Cree Certificates/RoHS Working Temperature: -30°C-50°C Material: Aluminum Life Time: 50000H Warranty: 6 months Projection distance:1-20 meters</p>	<p>Voltage:85-265V,50-60Hz Power:300W Luminous Efficacy: 80-90LM/W Light Source: Cree Certificates/RoHS Working Temperature: -30°C-50°C Material: Aluminum Life Time: 50000H Warranty: 6 months Projection distance:1-32meters</p>	<p>Voltage:85-265V,50-60Hz Power:500W Luminous Efficacy: 80-90LM/W Light Source: Cree Certificates/RoHS Working Temperature: -30°C-50°C Material: Aluminum Life Time: 50000H Warranty: 6 months Projection distance:1-50meters</p>

Potential Application Areas In a Fork Lift, The Most Common Equipment on Shop Floor.



Typical illustration of positioning various type of lamps in a fork lift to enhance safety and reduce accidents by powerful visual signals, this being the most common application.

The concept can be applied to many other moving equipment or in shops with many mobile equipment.

(A) Side lamp projector used for projecting a line on the floor:

construction of the lamp: These lamps have a die cast aluminium housing suitably designed for heat elimination. The LED power source is fitted inside this casing.



The lens is a PMMA lens.

Power supply 10-80volts DC

Mounting: Simple brackets which are fitted on the equipment (Forklift) body. The mounting provides for adjusting the angle of the light to realize the best possible line on the floor.

Typical applications: Fork Lift sides for a line on the floor. Could be used for other applications where an area is to demarcated or the movement of the equipment is to prominently visible.

Front of the (equipment) Forklift a curved light arc is also some time used.

Model	SPECIFICATION	PHOTOS
Side Lamp .Model WT-101030 Or equivalent	<ul style="list-style-type: none"> . LED Power: 18W 6pcs*3W CREE . Operating Voltage: 10-80V DC . Waterproof rate: IP 67 . 3W/pcs CREE LEDS . Color: RED / BLUE . Lens material: PMMA . Material: Diecast aluminum housing . Mounting Bracket: 304 steel brackets . Beam: Line . 50000 hours above life time 	 <p>The photo shows a side lamp with a black housing and silver brackets. Below it is a yellow forklift with the lamp mounted on its side, projecting a red line on the floor.</p>
Arc Lamp Model WT-C10320 Or equivalent.	<ul style="list-style-type: none"> . LED Power: 20W 20W*1PCS 1000LM . Operating Voltage: 10-80V DC . Waterproof Rate: IP 67 . Led Chips: Osram . Material Diecast: Aluminum Alloy . Lens Material: PMMA . Mounting Bracket Screw: Stainless steel . Light Beam: arc beam (RED/BLUE/GREEN) . 30000 Hours Above Life Time 	 <p>The photo shows a red forklift with a red arc beam light mounted on its back. The light projects a red arc on the floor.</p>

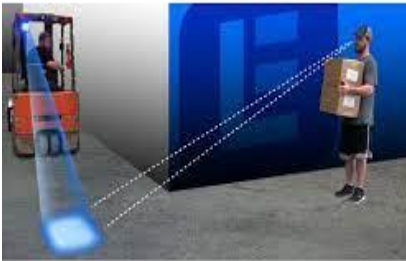
(B) Front and back Spot light.

construction of the light: These lights have a die cast aluminium housing suitably designed for heat elimination. The LED power source is fitted inside this casing.

The lens is a PMMA lens.

Power supply 10-80volts DC

Mounting: Simple brackets which are fitted on the equipment body. The mounting provides for adjusting the angle of the light to realize the best possible line/spot on the floor.

Model	SPECIFICATION	PHOTOS
Front and back Spot light Model WT-L10310 or equivalent	<ul style="list-style-type: none"> . LED Power: 10Watt LED 2PCS*5W CREE . Operating Volt: 10-80V DC . Color: BLUE/ RED . Operation temperature -40°C~60°C . Lumen: 500lm . Beam: Spot beam . Material: Diecast aluminum housing, stainless steel bracket . LENS: PMMA . About 30000 hours life time 	 <p>The photo shows a spot light mounted on a forklift, projecting a blue spot beam onto a blue wall. A person is standing next to the wall, and a dashed line indicates the beam's path.</p>

Fork lift application is the most common application. However, the concept can be applied to other mobile equipment to provide a powerful visual warning of the approaching equipment.

(C) Spot / Line Lamp


construction of the light: These lights have a die cast aluminium housing suitably designed for heat elimination. The LED power source is fitted inside this casing.

The lens is a PC lens.

Power supply 10-48volts DC

Mounting: Simple brackets which are fitted on the Sides on suitable mounting which will be specifically design for these purposes. The mounting provides for adjusting the angle of the light to realize the best possible line/spot on the floor.

Installing these lights is very simple job and can be done without any issue. Only mounting not in our scope of supply.

Model	SPECIFICATION	PHOTOS
<p>Spot / line light Model WT-10872 or equivalent</p>	<ul style="list-style-type: none"> . 9"inch spot/line light . Light source: High-power Cree LED 24pcs*3w . Operating Voltage: 10-48V DC . Led power: 120W . Actual power: 72W . Color: Blue /Red / White . Material: aluminum die-cast housing, PC cover, stainless steel bracket . Working environment: -40°-80° . Optional beam: Spot/line beam . Life time: >50000h . Certification: IP68/ROHS/E9/E-MARK 	 <p>The photos show the physical light fixture at the top. Below it are two images: on the left, a circular spot beam of red light; on the right, a horizontal line beam of red light.</p>

These lights can be mounted on a crane as well.

In the ladle transfer cars normally the ladle/slag pots are in the centre of the car. Thus, these lights can be installed on the sides one light on each side of the ladle car and spot lights on both front and back.


The model selected for side will be spot/ line lamp, the line version (Model WT-10872)

Crane Headlight Heavy Duty Work Light

72W Round Warning Lamps



(D). Pedestrian safety light.



Thank
you



For TEENEX INTERNATIONAL